




MP3 Player Holder

A 3D Printed LEGO Compatible mount for an MP3 Player Module.

Written By: Pete Prodoehl



INTRODUCTION

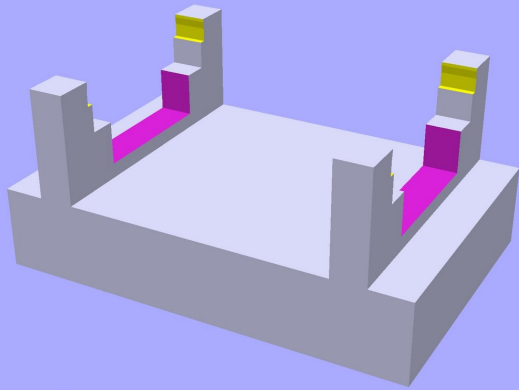
A 3D Printed LEGO Compatible mount for an MP3 Player Module.



TOOLS:



- [3D Printer](#) (1)
-

Step 1 — Download and Print



- You can download the file and print it on your own 3D Printer.
- Find it in our GitHub repository: <https://github.com/BrownDogGadgets/3D-Pr...>
- This file will work with this [MP3 Player Module](#).

Step 2 — Tips & Tricks



- The MP3 Player Module is placed into the holder by putting the bottom half into the bottom holder arms and then gently pressing the top into the top holding arms.
- **Note:** The MP3 Player Module can be flipped so the SD Card Holder is on the top or the bottom.